

TCYFA 2009 Review

1. How did you learn about TCYFA?			
		Response Percent	Response Count
Friend		55.6%	35
Flyer		12.7%	8
Newspaper		11.1%	7
Web		6.3%	4
Other (please specify)		14.3%	9
		answered question	63
		skipped question	0



2. In what age group(s) did your player participate? Please check all that apply.			
		Response Percent	Response Count
5/6		17.5%	11
7/8		38.1%	24
9/10		47.6%	30
11/12		34.9%	22
		answered question	63
		skipped question	0




3. Please note your level of satisfaction with the following areas of operation.

	Very Satisfied	Satisfied	Not Applicable	Dissatisfied	Very Dissatisfied	Response Count
Free Camp	63.2% (36)	22.8% (13)	14.0% (8)	0.0% (0)	0.0% (0)	57
Registration	62.2% (28)	37.8% (17)	0.0% (0)	0.0% (0)	0.0% (0)	45
Equipment Hand Out	51.1% (24)	44.7% (21)	0.0% (0)	4.3% (2)	0.0% (0)	47
Equipment	66.0% (31)	29.8% (14)	0.0% (0)	4.3% (2)	0.0% (0)	47
Weigh In	57.4% (27)	34.0% (16)	0.0% (0)	8.5% (4)	0.0% (0)	47
Uniforms	56.8% (25)	36.4% (16)	0.0% (0)	4.5% (2)	2.3% (1)	44
Parent / Family Cougar Gear	68.9% (31)	28.9% (13)	0.0% (0)	0.0% (0)	2.2% (1)	45
Team / Individual Pictures	54.3% (25)	39.1% (18)	0.0% (0)	6.5% (3)	0.0% (0)	46
Coaching	47.9% (23)	39.6% (19)	0.0% (0)	4.2% (2)	8.3% (4)	48
Practice Field Conditions	39.1% (18)	45.7% (21)	2.2% (1)	13.0% (6)	0.0% (0)	46
Game Field Conditions	59.1% (26)	31.8% (14)	0.0% (0)	9.1% (4)	0.0% (0)	44
Officiating	27.7% (13)	48.9% (23)	6.4% (3)	10.6% (5)	6.4% (3)	47
Concession Stand	45.7% (21)	45.7% (21)	4.3% (2)	4.3% (2)	0.0% (0)	46
Banquet	47.8% (22)	32.6% (15)	6.5% (3)	6.5% (3)	6.5% (3)	46
Equipment Return	63.3% (31)	34.7% (17)	2.0% (1)	0.0% (0)	0.0% (0)	49
Suggestions for Improvement						33
<i>answered question</i>						63
<i>skipped question</i>						0

4. Please note your satisfaction with the following extra events / giveaways.						
	Very Satisfied	Satisfied	Not Applicable	Dissatisfied	Very Dissatisfied	Response Count
Jamboree	69.8% (44)	20.6% (13)	3.2% (2)	6.3% (4)	0.0% (0)	63
Eye Blacks	45.9% (28)	19.7% (12)	32.8% (20)	1.6% (1)	0.0% (0)	61
Nerf Footballs	51.6% (32)	27.4% (17)	21.0% (13)	0.0% (0)	0.0% (0)	62
Breast Cancer Awareness Wrist Bands	65.1% (41)	23.8% (15)	9.5% (6)	0.0% (0)	1.6% (1)	63
Last Practice BBQ	59.7% (37)	16.1% (10)	22.6% (14)	0.0% (0)	1.6% (1)	62
Suggestions for Improvement						13
answered question						63
skipped question						0

5. Please note your satisfaction with the communication of information.						
	Very Satisfied	Satisfied	Not Applicable	Dissatisfied	Very Dissatisfied	Response Count
E-mails	76.2% (48)	22.2% (14)	1.6% (1)	0.0% (0)	0.0% (0)	63
Web (mytscyfa.org)	63.5% (40)	28.6% (18)	3.2% (2)	4.8% (3)	0.0% (0)	63
Written (registration receipt)	68.3% (43)	28.6% (18)	3.2% (2)	0.0% (0)	0.0% (0)	63
Verbal	54.8% (34)	37.1% (23)	1.6% (1)	4.8% (3)	1.6% (1)	62
Suggestions for Improvement						10
answered question						63
skipped question						0

6. Would you be willing to pay an additional charge to eliminate the need for volunteers at the concession stand?			Response Percent	Response Count
Yes			33.3%	21
No			66.7%	42
			<i>answered question</i>	63
			<i>skipped question</i>	0

7. Please identify your satisfaction with the value you and your player(s) received in regards to your initial registration fee.			Response Percent	Response Count
Very satisfied			44.4%	28
Satisfied			47.6%	30
Dissatisfied			4.8%	3
Very Dissatisfied			3.2%	2
			<i>answered question</i>	63
			<i>skipped question</i>	0

8. Please provide any additional comments or suggestions for improvement.		Response Count
		63
		<i>answered question</i>
		63
		<i>skipped question</i>
		0

9. If you are interested in assisting the board in planning or managing events, please enter your name, phone number, and e-mail address.

		Response Percent	Response Count
Name	<input type="text"/>	100.0%	8
Phone Number	<input type="text"/>	100.0%	8
E-mail Address	<input type="text"/>	100.0%	8
		<i>answered question</i>	8
		<i>skipped question</i>	55